




Matthew 4:19, NIV

"Come, follow me," Jesus said,



I

will

send

out

you

and

fish

to

for

people."

The Twelve Apostles

“These are the names of the twelve apostles: . . .”


Matthew 10:2


Materials:

Tagboard
Crayons
Scissors
Glue
Wide red ribbon
Hot-glue gun (optional)
Patterns

Directions:

1. Enlarge and reproduce the Bible pattern (see page 59) on tagboard. Use a black marker to write the Bible verse. Then shade the pattern with a black crayon. Cut out.
2. Trace 12 handprints on tagboard. Use an assortment of crayons to color each and cut out.
3. Provide the apostles' name tags (see page 59). Cut out. Glue one to the center of each handprint.
4. The teacher or parent should use a hot-glue gun to glue the Bible pattern at the top of a long piece of wide red ribbon.
5. Use a hot glue gun to glue one handprint after the other down the ribbon to form a streamer. Cut away the excess ribbon at bottom.
6. Hang the streamer on a classroom door to help the children learn the names of Jesus Christ's twelve apostles.





John
Philip
Bartholomew

Simon Peter	Thomas	Judas Iscariot
Andrew	Matthew	Simon
James son of Zebedee	James son of Alphaeus	Thaddaeus